

Meeting:	Safer Bromley Partnership Strategic Group
Date:	2nd December 2013
Subject:	Performance Review 2013/2014 (Quarter 2)
Author:	Pratheepan Jeyapragasam, Crime Analyst pratheepan.jeyapragasam@bromley.gov.uk

1 SUMMARY

1.1 This report is presented in order to update the Safer Bromley Partnership on the performance achieved against the targets set in the last year Safer Bromley Partnership Strategic Group 2012/13. The report provides the latest performance monitoring data to 30th September 2013 (Quarter 2).

2 RECOMMENDATION

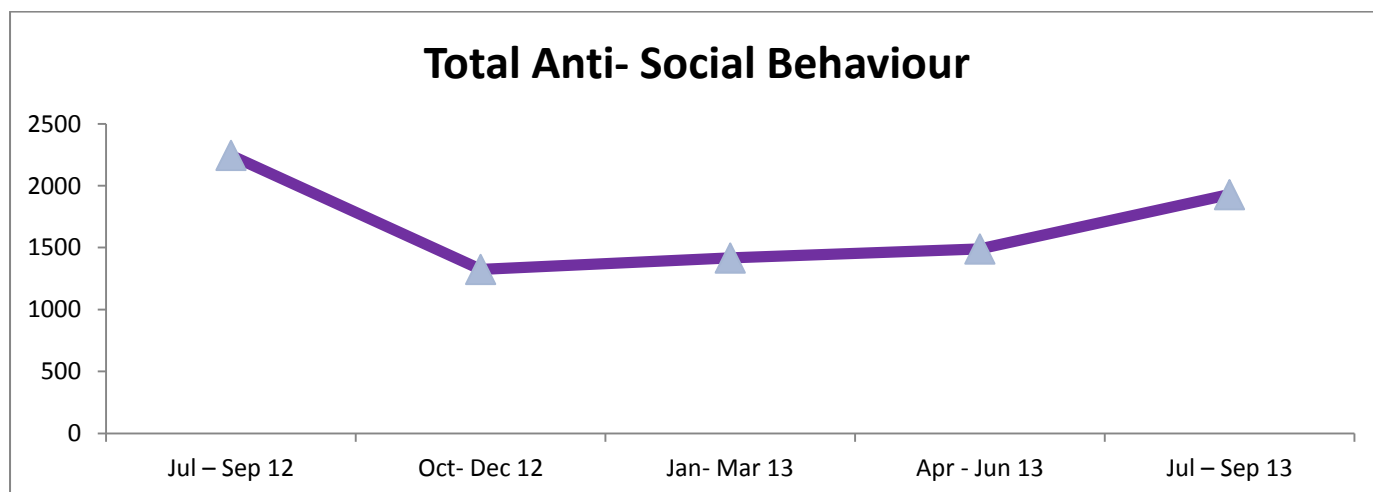
2.1 The Strategic Group is asked to:

- Note and comment on the performance information contained within the report.

3 BACKGROUND INFORMATION

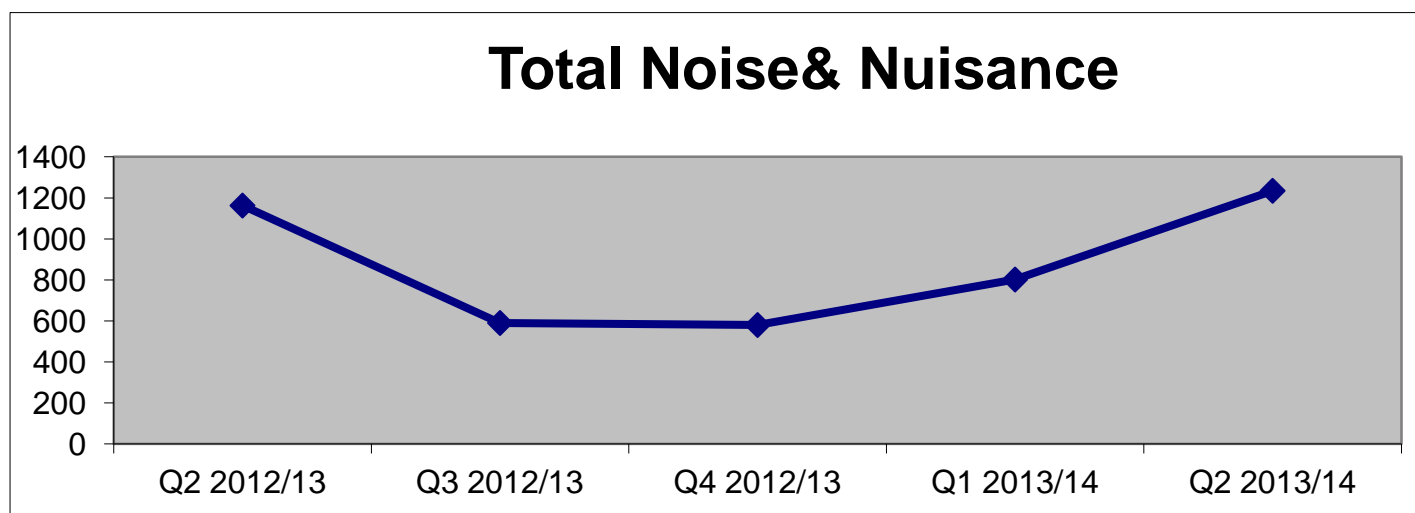
3.1 This report provides an update of performance at the end of Quarter 2 in the delivery year 2013/2014. The performance picture across the range of Partnership activity continues to be healthy.

Performance Indicator 3 Reduction in Levels of Recorded Anti-Social Behaviour

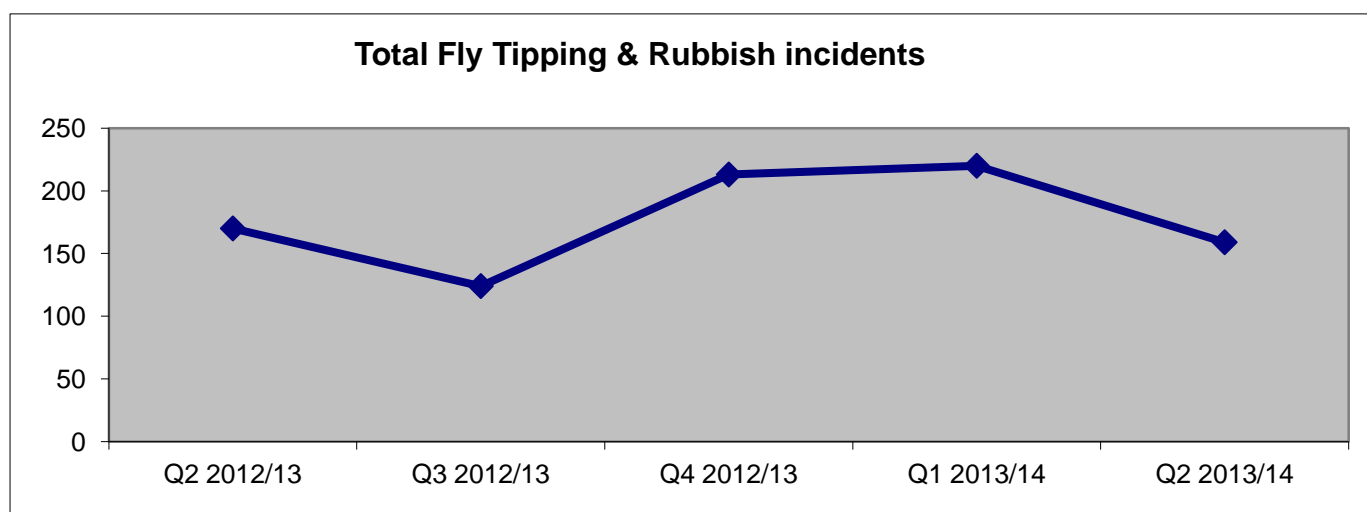


	Jul – Sep 12	Oct- Dec 12	Jan- Mar 13	Apr - Jun 13	Jul – Sep 13
Noise & Nuisance	1162	589	579	801	1234
Graffiti	787	530	539	404	412
Fly Tipping / Rubbish Investigation	170	124	213	201	159
ASB to Council	126	81	85	83	123
Total ASB	2245	1324	1416	1489	1928

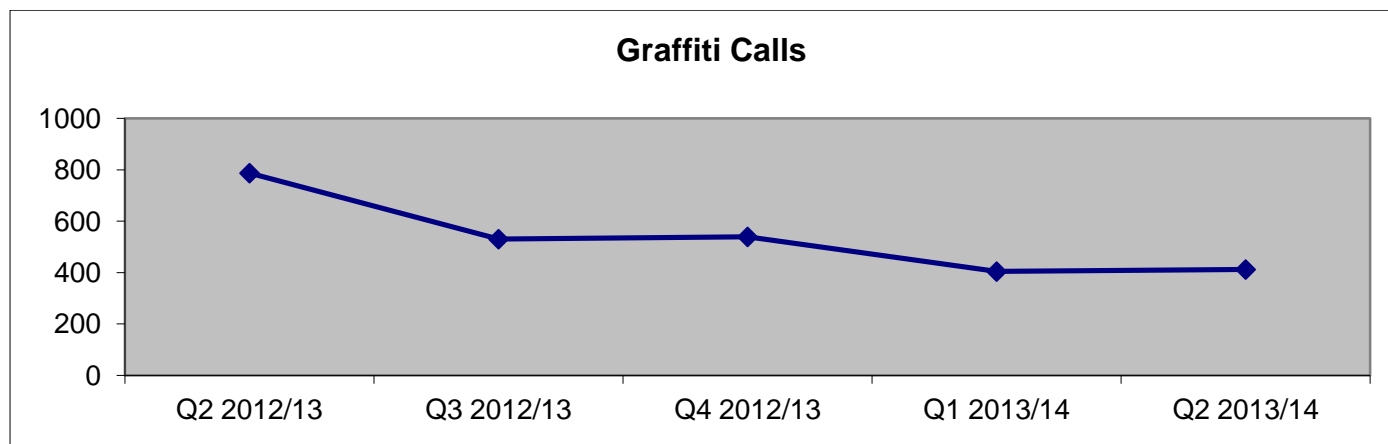
3.2 During the reporting period, the Borough has experienced a reduction of 317 (14%) incidents of ASB reported when compared with the same period last year.



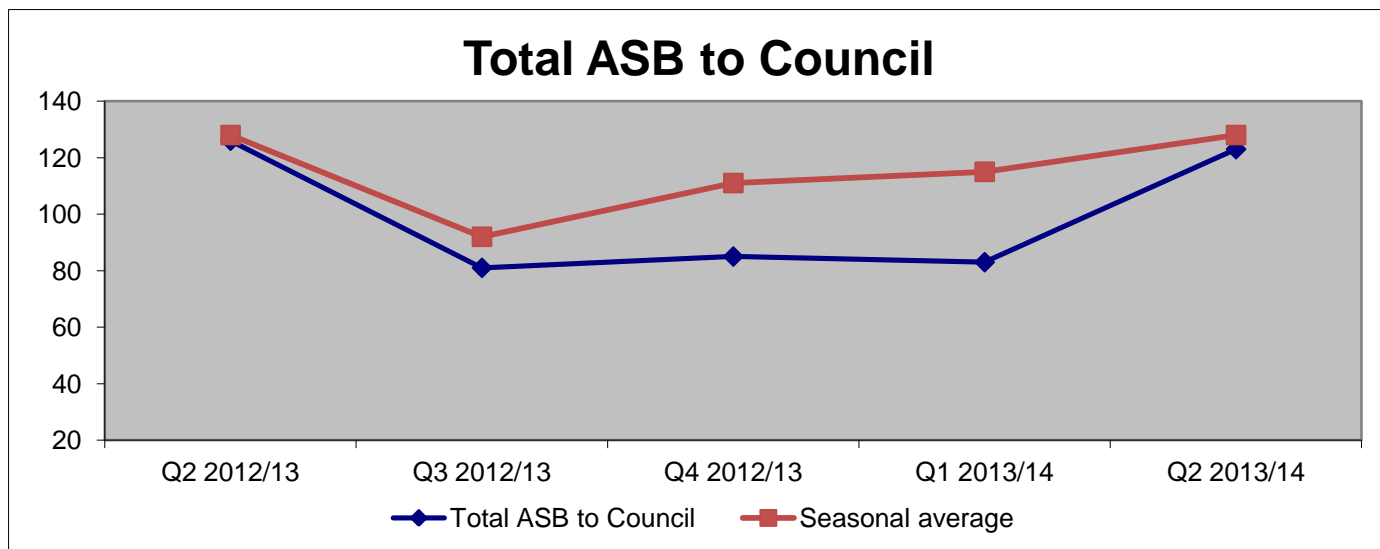
3.3 As can be seen from the figure above, during the reporting period (July - September 2013), the Borough has experienced an increase of 72 (6%) incidents of Noise and Nuisance ASB reported when compared with the same period last year.



3.4 As can be seen from the figure above, during the reporting period, the Borough has experienced a reduction of 11(6%) incidents of Fly Tipping ASB reported when compared with the same period last year.



3.5 As can be seen from the figure above, during the reporting period, the Borough has experienced a reduction of 375 (48%) incidents of Graffiti ASB reported when compared with the same period last year.



3.6 July to September 2013 the Borough has experienced a reduction of 3 (2%) incidents of ASB reported when compared with the same period last year.

APPENDIX 1

Performance Indicator Portfolios:

Anti Social Behaviour Portfolio
ASB:
Noise & Nuisance
ASB to Council
Fly Tipping
ASB to Police
Graffiti